



MULTICAL® 403





MULTICAL® 403



> 60 °C













230 VAC



16/25/40 bar



	04
	05
	07
	11
	14
	16
	19
	21
	22
	23



[http://static.kamstrup.dk/hardlink/userguides/gb\\_mc403.htm](http://static.kamstrup.dk/hardlink/userguides/gb_mc403.htm)



<http://products.kamstrup.com/?goto=584>



<http://products.kamstrup.com>



**E1** (Red thermometer icon)

MID	✓	EN1434	✓
$\theta$ : 2 °C...180 °C		$\Delta\theta$ : 3 K...178 K	✓

**E3** (Blue thermometer icon)

DK-BEK 1178	✓	EN1434	✓
$\theta$ : 2 °C...180 °C		$\Delta\theta$ : 3 K...178 K	✓

Flow temperature point (White thermometer icon)

$\theta_q$ : 2 °C...130 °C	✓
----------------------------	---



**Ü** (Lightning bolt icon) **E1** ✓

**M1** ✓ **M2** ✓

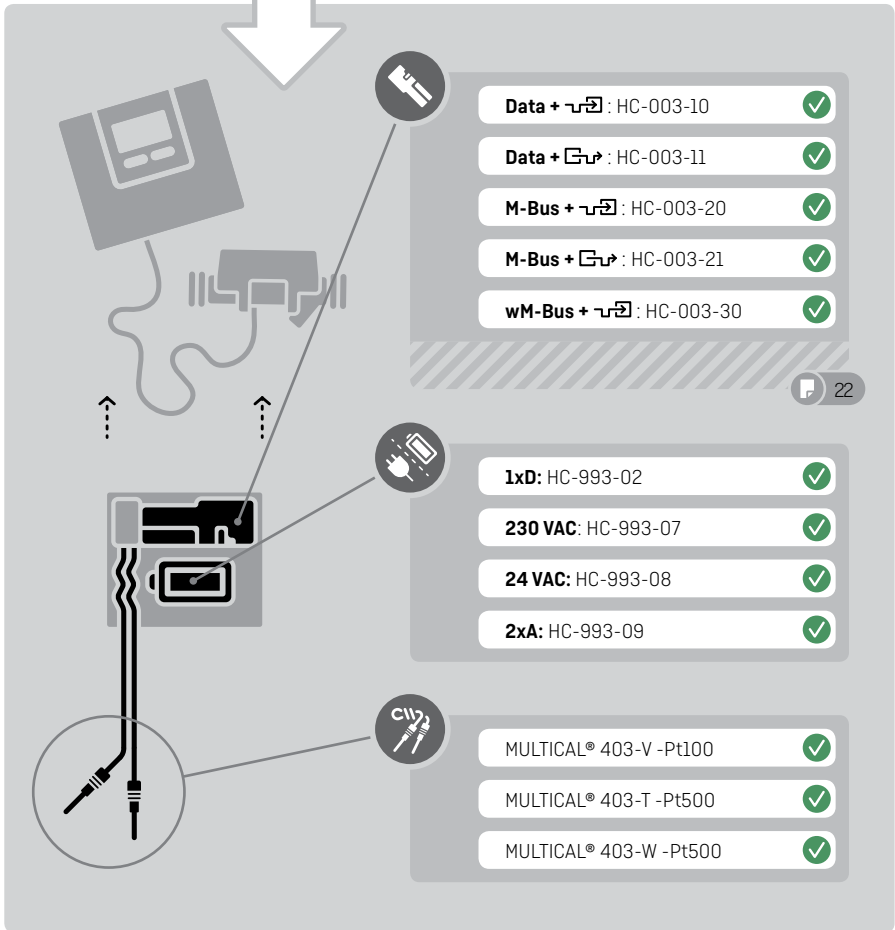
5 °C...55 °C ✓

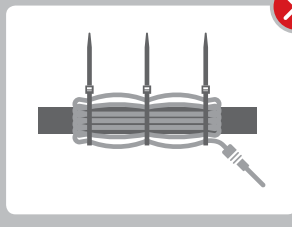
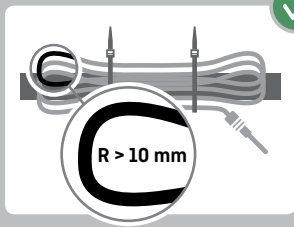
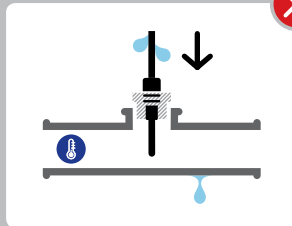
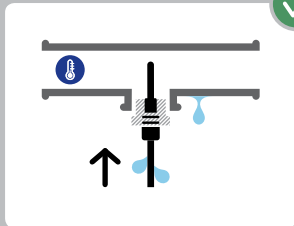
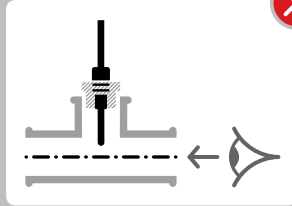
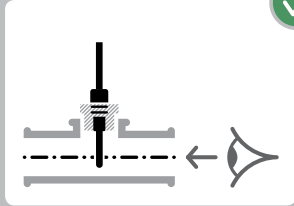
Icons: Home with checkmark ✓, Home with red X ✗, Percentage with red X ✗

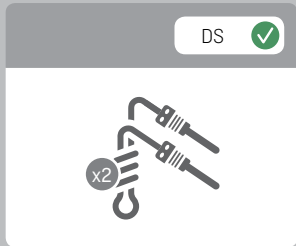
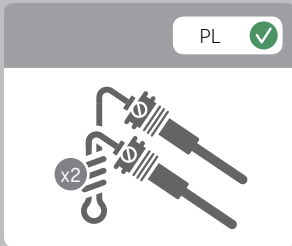

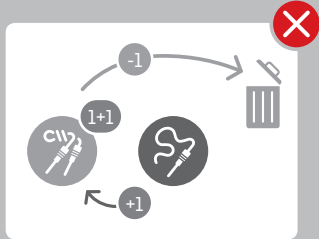
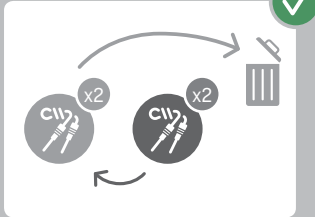
Clearance: **> 25 CM**



# MULTICAL® 403



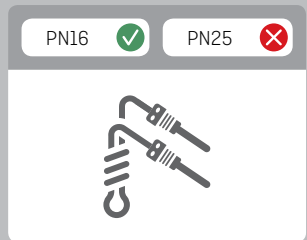
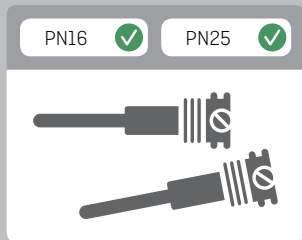


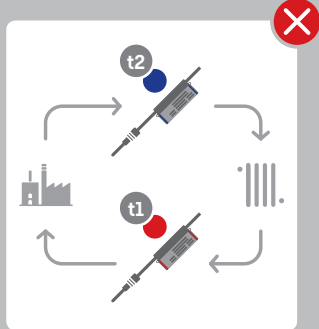
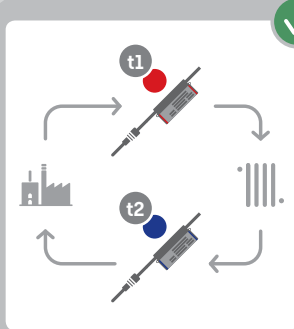
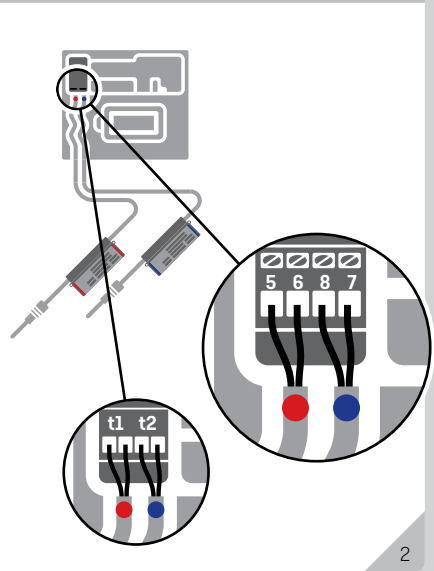
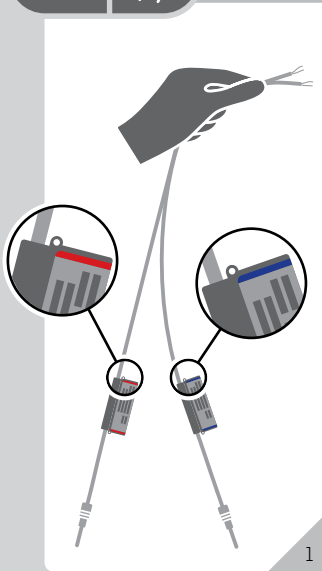


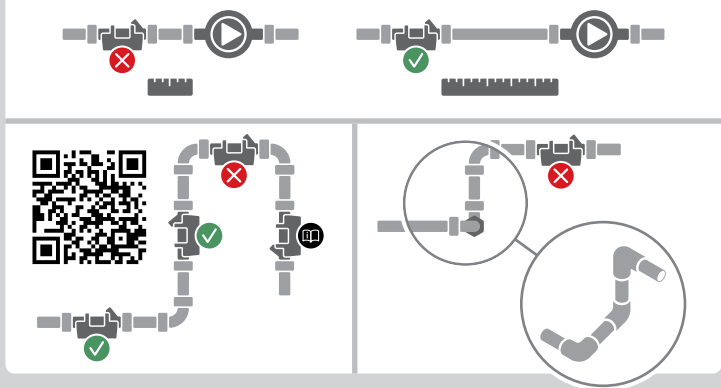
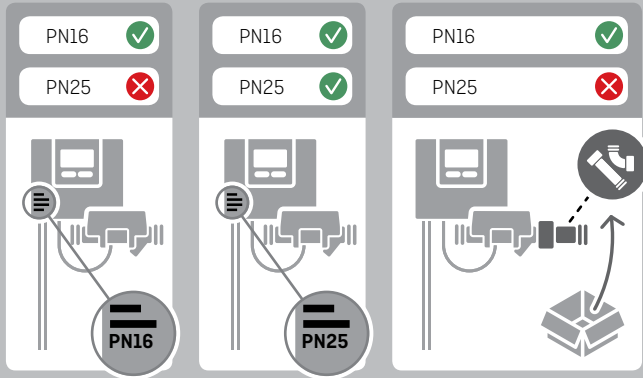


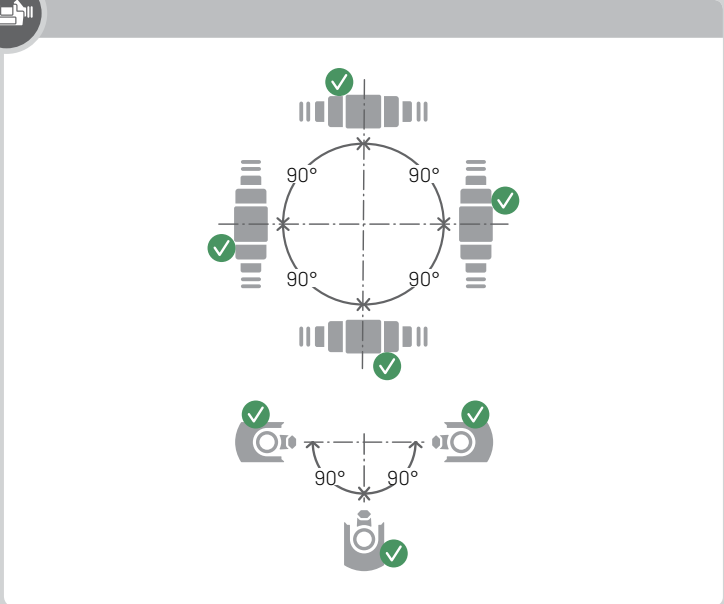


qp	DN	G	DS 27.5	DS38
0.6-1.5	15	G4B	✓	-
0.6-1.5	20	G1B	✓	-
3.5-6	25	G5/4B	✓	-
10	40	G2B	-	✓
15	50	-	-	-

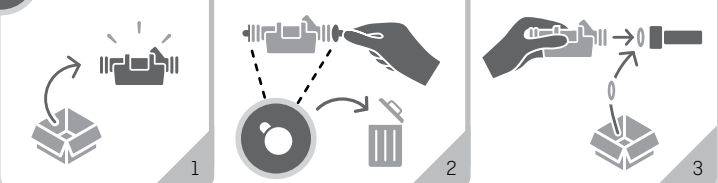


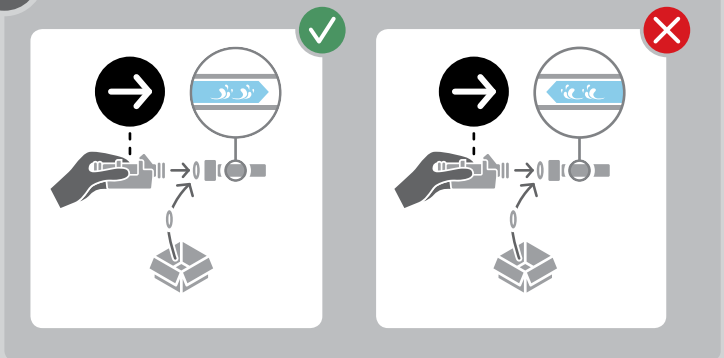
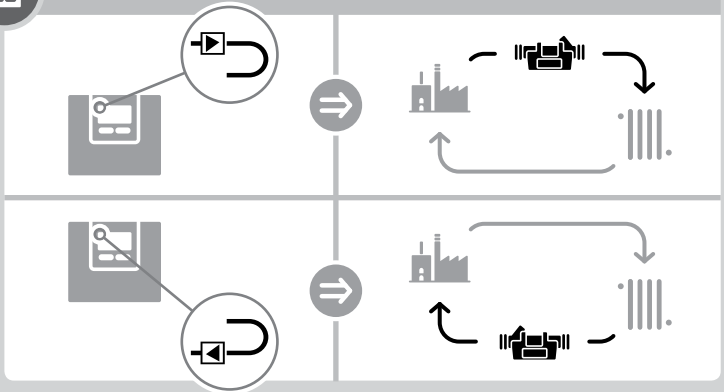






MULTICAL® 403-T







1/2

1 2

3

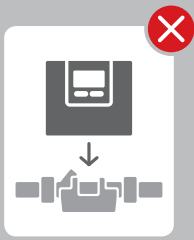

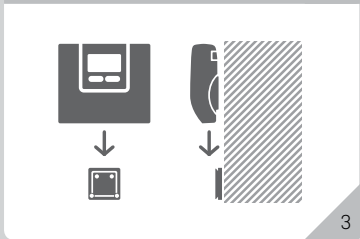
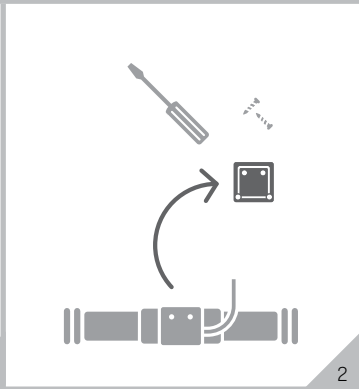
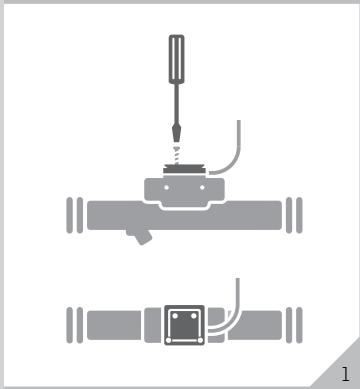
qp ≤ 2.5 m³/h

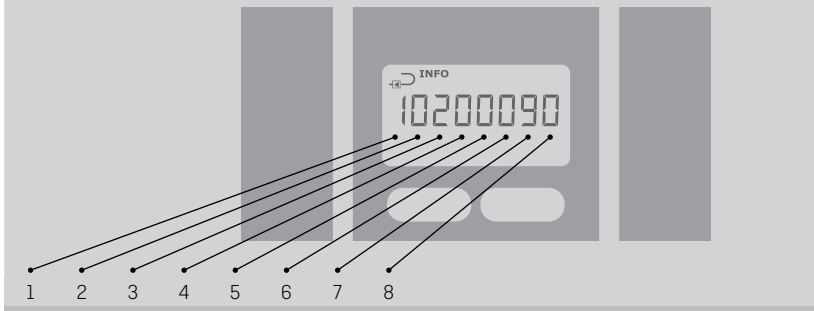
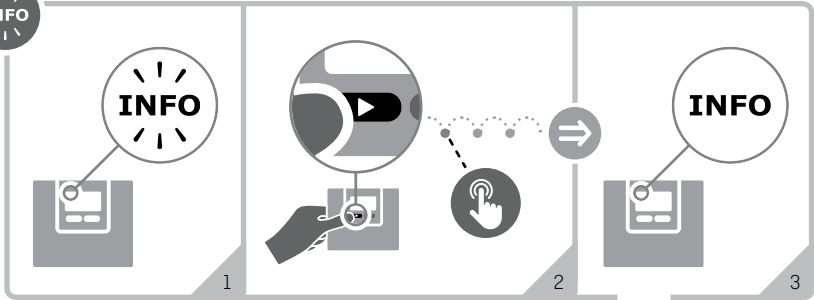
3026655

1 2 3



qp ≥ 3.5 m³/h



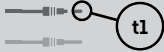
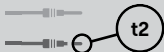
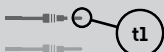



Info	t1	t2	0	V1	0	In-A	In-B
1							
2							
9							







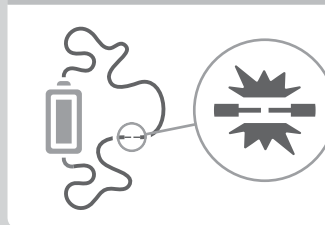
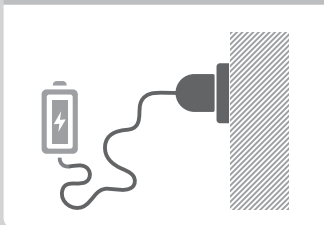


Info	t1	t2	0	V1	0	In-A	In-B	
	1							t1 > 185 °C 
		1						t2 > 185 °C 
	2							t1 < 0 °C 
		2						t2 < 0 °C 
	9	9						$\Delta t [t1-t2] = \text{X}$



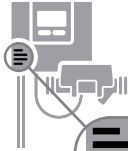


Info	t1	t2	0	V1	0	In-A	In-B	
				3				
				4				
				6				V1 > qs
						8		
						9		
							8	
							9	





230 VAC / 50 Hz / 1 W ✓



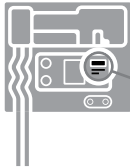
230 VAC / 50 Hz / 1 W

24 VAC / 50 Hz / 1 W ✓



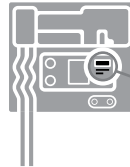
24 VAC / 50 Hz / 1 W

230 VAC ✓



230 VAC


24 VAC ✓



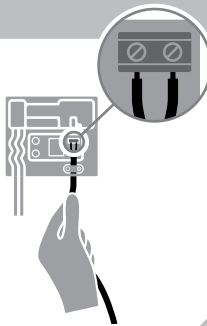
24 VAC



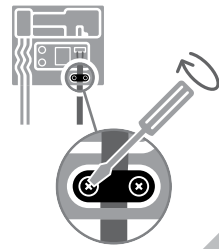
d = 5...8 mm ✓



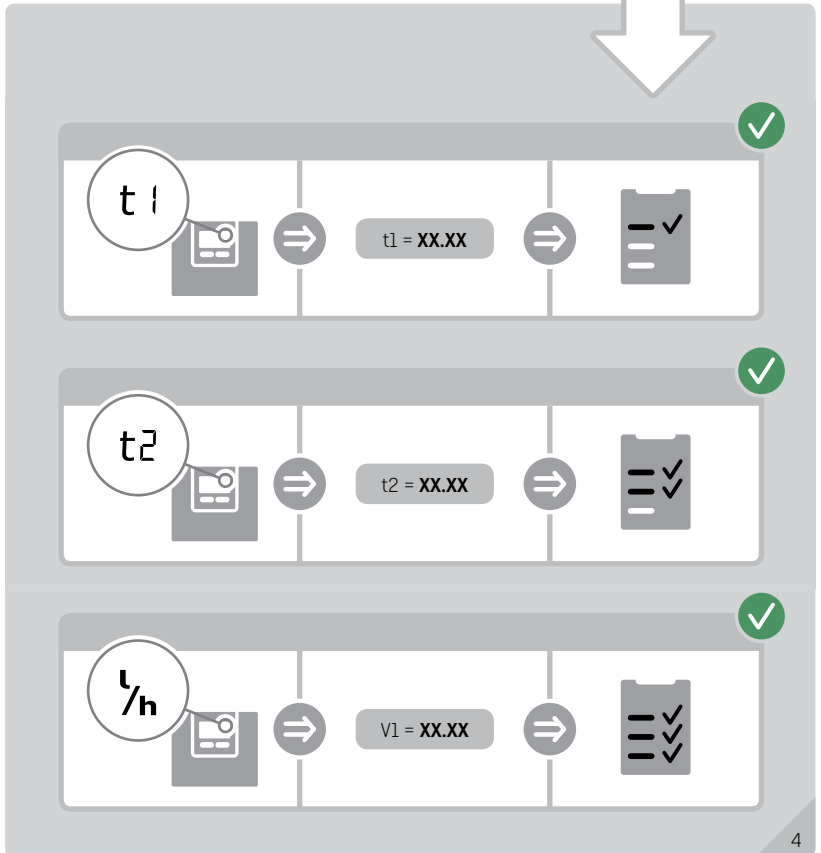
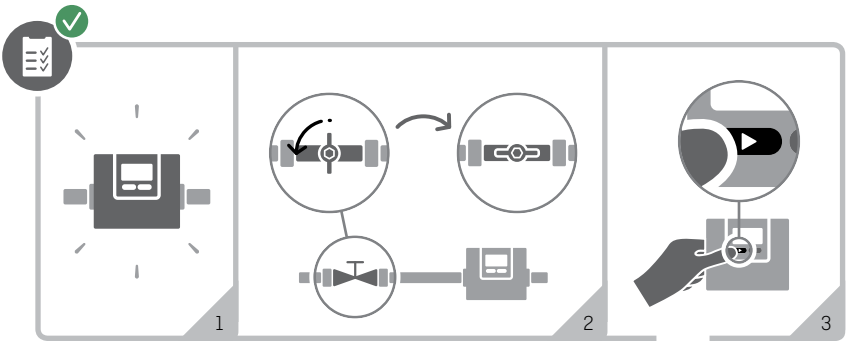
1





2



3



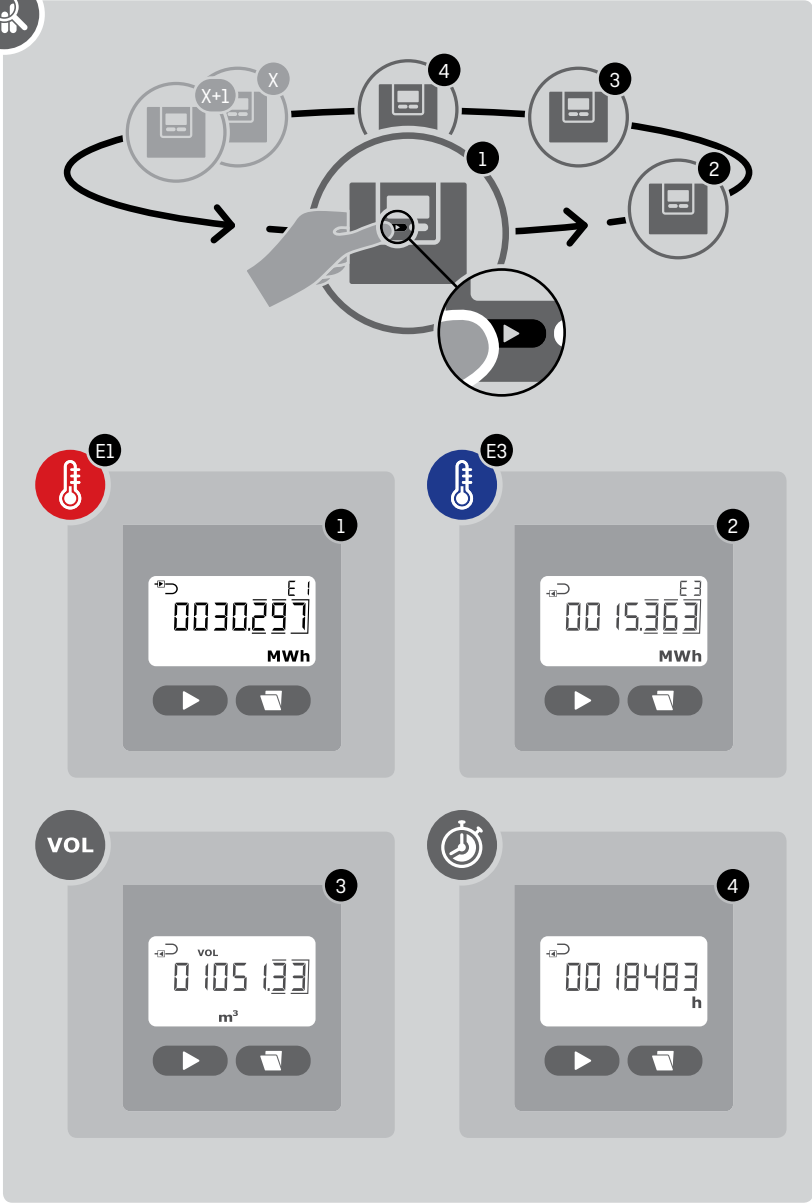


Data +	HC-003-10	✓
Data +	HC-003-11	✓
M-Bus +	HC-003-20	✓
M-Bus +	HC-003-21	✓
M-Bus +	HC-003-22	✓
wM-Bus +	HC-003-30	✓
wM-Bus +	HC-003-31	✓
Analog	HC-003-40	✓
BACnet +	HC-003-66	✓
Modbus +	HC-003-67	✓

= In-A / In-B

= Out-C / Out-D

= Out 1 / Out 2





MULTICAL® 403

